


RockStar® heavy-duty connectors

Now setting new standards

www.weidmueller.com



RockStar® heavy-duty connectors

Quick selection guide

- 3** Introduction
- 4** RockStar® Heavy Duty Connectors
- 5** Modular Connectors
- 7** Power modules
- 8** Signal modules
- 9** Data modules

RockStar® heavy-duty connectors

Individual connections to meet the highest standards



Optimal and future-proof connections are nowhere more valuable than in industry. Whether in machine construction, transportation or the energy sector, the uses of professional plug-in connector systems are endless.

Connections outside the switch cabinet frequently must withstand extreme industrial or climatic conditions. Depending on the field of application, vibration and impact resistance and electromagnetic compatibility may play an important role.







We cater to requirements like these by means of our heavy-duty connectors in the RockStar® series, which excel by virtue of their outstanding resistance to external influences and well-thought-out modular structure.

Your benefits at a glance:







- One of the most extensive product ranges on the market
- Plug-in connectors for a broad range of industrial applications and uses
- Individual industry solutions

RockStar® Heavy Duty Connectors







HDC Connector 4pin, 400V, 16A Size 1, M20, IP65

| Female Insert | Male Insert | Base Bulkhead | Base Bulkhead Right angle | Hood top Entry | Metal Gland IP68 |
|---|---|---|---|---|---|
|  |  |  |  |  |  |
| Order No. 1498400000 | Order No. 1498300000 | Order No. 1497600000 | Order No. 1497700000 | Order No. 1788820000 | Order No. 1772220000 |
| HDC HA 4 FS | HDC HA 4 MS | HDC 04A ALU | HDC 04A AWLU | HDC 04A TOLU 1M20G | VG M20 - MS 68 |







HDC Connector 6pin, 500V, 16A Size 3, M20, IP65

| Female Insert | | Male Insert | | Base Bulkhead Mount | Base Surface Mount | Hood Side Entry | Metal Gland IP68 |
|--|----------------------------------|--|----------------------------------|--|--|--|--|
|  | |  | |  |  |  |  |
| PUSH IN Order No. 1873520000 | Screw Order No. 1200200000 | PUSH IN Order No. 1873530000 | Screw Order No. 1200000000 | Order No. 1202500000 | Order No. 1900360000 | Order No. 1787580000 | Order No. 1772220000 |
| HDC HE 6 FP | | HDC HE 6 MP | | HDC 06B ADLU | HDC 06B SDLU 1M20G | HDC 10B TSLU 1M25G | VG M20 - MS 68 |







HDC Connector 10pin, 500V, 16A Size 4, M25, IP65

| Female Insert | | Male Insert | | Base Bulkhead Mount | Base Surface Mount | Hood Side Entry | Metal Gland IP68 |
|---|----------------------------------|---|----------------------------------|---|---|---|---|
|  | |  | |  |  |  |  |
| PUSH IN Order No. 1873540000 | Screw Order No. 1204100000 | PUSH IN Order No. 1873550000 | Screw Order No. 1203900000 | Order No. 1206500000 | Order No. 1903410000 | Order No. 1787580000 | Order No. 1772230000 |
| HDC HE 10 FP | | HDC HE 10 MP | | HDC 10B ADLU | HDC 24D SDLU 1M25G | HDC 10B TSLU 1M25G | VG M25 - MS 68 |

HDC Connector 16pin, 500V, 16A Size 6, M25, IP65







| Female Insert | | Male Insert | | Base Bulkhead Mount | Base Surface Mount | Hood Side Entry | Metal Gland IP68 |
|---|----------------------------------|---|----------------------------------|---|---|---|---|
|  | |  | |  |  |  |  |
| PUSH IN Order No. 1873560000 | Screw Order No. 1207700000 | PUSH IN Order No. 1873590000 | Screw Order No. 1207500000 | Order No. 1210100000 | Order No. 1415810000 | Order No. 1788200000 | Order No. 1772230000 |
| HDC HE 16 FP | | HDC HE 16 MP | | HDC 16B ADLU | HDC 16B SDLU 1M25G | HDC 16B TSLU 1M25G | VG M25 - MS 68 |

HDC Connector 24pin, 500V, 16A Size 8, M32, IP65







| Female Insert | | Male Insert | | Base Bulkhead Mount | Base Surface Mount | Hood Side Entry | Metal Gland IP68 |
|---|----------------------------------|---|----------------------------------|---|---|---|---|
|  | |  | |  |  |  |  |
| PUSH IN Order No. 1873580000 | Screw Order No. 1211300000 | PUSH IN Order No. 1873590000 | Screw Order No. 1211100000 | Order No. 1214300000 | Order No. 1904440000 | Order No. 1787790000 | Order No. 1772240000 |
| HDC HE 24 FP | | HDC HE 24 MP | | HDC 24B ADLU | HDC 64D SDLU 1M32G | HDC 24B TSLU 1M32G | VG M32 - MS 68 |

Modular Connectors







2: Module Connector Size 3, M20, IP65

| Modular Insert AB | Modular Insert BA | Base Bulkhead Mount | Base Surface Mount | Hood Side Entry | Metal Gland IP68 |
|---|---|---|---|--|---|
|  |  |  |  |  |  |
| Order No. 1428920000 | Order No. 1428940000 | Order No. 1202500000 | Order No. 1900360000 | Order No. 1787580000 | Order No. 1772220000 |
| HDC MF 6B AB | HDC MF 6B BA | HDC 06B ADLU | HDC 06B SDLU 1M20G | HDC 10B TSLU 1M25G | VG M20 - MS 68 |







3: Module Connector Size 4, M25, IP65

| Modular Insert AC | Modular Insert CA | Base Bulkhead Mount | Base Surface Mount | Hood Side Entry | Metal Gland IP68 |
|--|--|--|--|---|--|
|  |  |  |  |  |  |
| Order No. 1428960000 | Order No. 1428980000 | Order No. 1206500000 | Order No. 1903410000 | Order No. 1787580000 | Order No. 1772230000 |
| HDC MF 10B AC | HDC MF 10B CA | HDC 10B ADLU | HDC 24D SDLU 1M25G | HDC 10B TSLU 1M25G | VG M25 - MS 68 |

4: Module Connector Size 6, M25, IP65

| Modular Insert AD | Modular Insert DA | Base Bulkhead Mount | Base Surface Mount | Hood Side Entry | Metal Gland IP68 |
|---|---|---|---|--|---|
|  |  |  |  |  |  |
| Order No. 1429010000 | Order No. 1429030000 | Order No. 1210100000 | Order No. 1415810000 | Order No. 1788200000 | Order No. 1772230000 |
| HDC MF 16B AD | HDC MF 16B DA | HDC 16B ADLU | HDC 16B SDLU 1M25G | HDC 16B TSLU 1M25G | VG M25 - MS 68 |

6: Module Connector Size 8, M32, IP65

| Modular Insert AF | Modular Insert FA | Base Bulkhead Mount | Base Surface Mount | Hood Side Entry | Metal Gland IP68 |
|---|---|---|---|--|---|
|  |  |  |  |  |  |
| Order No. 1429050000 | Order No. 1429070000 | Order No. 1214300000 | Order No. 1904440000 | Order No. 1787790000 | Order No. 1772240000 |
| HDC MF 24B AF | HDC MF 24B FA | HDC 24B ADLU | HDC 64D SDLU 1M32G | HDC 24B TSLU 1M32G | VG M32 - MS 68 |

Power Inserts

Moduplug power inserts PUSH IN connection

HDC MHX 2 MP

HDC MHX 2 FP



| | |
|--------------------|--------------------|
| Rated current | 40A |
| Rated voltage | 690 V |
| Connection type | PUSH IN connection |
| Wire max | 10mm ² |
| Poles | 2 |
| Slots required | 1 |
| Order No. (Female) | 2772830000 |
| Order No. (Male) | 2772820000 |

HDC MHX 3 MP

HDC MHX 3 FP



| | |
|--------------------|--------------------|
| Rated current | 40A |
| Rated voltage | 690 V |
| Connection type | PUSH IN connection |
| Wire max | 10mm ² |
| Poles | 3 |
| Slots required | 1 |
| Order No. (Female) | 2772790000 |
| Order No. (Male) | 2772780000 |

HDC MHX 4 MP

HDC MHX 4 FP




| | |
|--------------------|--------------------|
| Rated current | 40A |
| Rated voltage | 690 V |
| Connection type | PUSH IN connection |
| Wire max | 10mm ² |
| Poles | 4 |
| Slots required | 1 |
| Order No. (Female) | 2772810000 |
| Order No. (Male) | 2772800000 |

Power modules


Moduplug power inserts axial screw connection

HDC MHX 2 AS

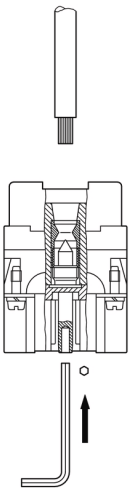


| | |
|--------------------|------------------------|
| Rated current | 40A |
| Rated voltage | 1000 V |
| Connection type | Axial screw connection |
| Wire max | 10mm ² |
| Poles | 2 |
| Slots required | 1 |
| Order No. (Female) | 2748330000 |
| Order No. (Male) | 2748320000 |


HDC MHP 70 AS



| | |
|--------------------|------------------------|
| Rated current | 70A |
| Rated voltage | 1000 V |
| Connection type | Axial screw connection |
| Wire max | 25mm ² |
| Poles | 2 |
| Slots required | 1 |
| Order No. (Female) | 2748310000 |
| Order No. (Male) | 2748300000 |




HDC MHP 100 AS




| | |
|--------------------|------------------------|
| Rated current | 100A |
| Rated voltage | 1000 V |
| Connection type | Axial screw connection |
| Wire max | 35mm ² |
| Poles | 2 |
| Slots required | 2 |
| Order No. (Female) | 2748290000 |
| Order No. (Male) | 2748280000 |

HDC MHP 200 AS



| | |
|--------------------|------------------------|
| Rated current | 200A |
| Rated voltage | 1000 V |
| Connection type | Axial screw connection |
| Wire max | 70mm ² |
| Poles | 1 |
| Slots required | 2 |
| Order No. (Female) | 2748250000 |
| Order No. (Male) | 2748240000 |

HDC MHP 200 PE




| | |
|--------------------|------------------------|
| Rated current | 200A |
| Rated voltage | 1000 V |
| Connection type | Axial screw connection |
| Wire max | 70mm ² |
| Poles | 1 |
| Slots required | 2 |
| Order No. (Female) | 2748270000 |
| Order No. (Male) | 2748260000 |

Signal modules


Moduplug signal inserts PUSH IN connection

HDC MHE 5




| | |
|--------------------|--------------------|
| Rated current | 16A |
| Rated voltage | 400 V |
| Connection type | PUSH IN connection |
| Wire max | 2.5mm² |
| Poles | 5 |
| Slots required | 1 |
| Order No. (Female) | 2636190000 |
| Order No. (Male) | 2636180000 |

HDC MHE 5L




| | |
|--------------------|--------------------|
| Rated current | 16A |
| Rated voltage | 230 V |
| Connection type | PUSH IN connection |
| Wire max | 1.5mm² |
| Poles | 5 |
| Slots required | 1 |
| Order No. (Female) | 2748410000 |
| Order No. (Male) | 2748400000 |

HDC MHE 6 FP / MP




| | |
|--------------------|--------------------|
| Rated current | 16A |
| Rated voltage | 500 V |
| Connection type | PUSH IN connection |
| Wire max | 2.5mm² |
| Poles | 6 |
| Slots required | 1 |
| Order No. (Female) | 2748430000 |
| Order No. (Male) | 2748420000 |

HDC MHE 8 FP / MP



| | |
|--------------------|--------------------|
| Rated current | 16A |
| Rated voltage | 400 V |
| Connection type | PUSH IN connection |
| Wire max | 2.5mm² |
| Poles | 8 |
| Slots required | 1 |
| Order No. (Female) | 2748450000 |
| Order No. (Male) | 2748440000 |

HDC MHD 12 MP



| | |
|--------------------|--------------------|
| Rated current | 10A |
| Rated voltage | 250 V |
| Connection type | PUSH IN connection |
| Wire max | 1.5mm² |
| Poles | 12 |
| Slots required | 1 |
| Order No. (Female) | 2748470000 |
| Order No. (Male) | 2748460000 |

HDC MDU




| | |
|----------------|--------------|
| Type | Dummy module |
| Slots required | 0.5 |
| Order No. | 1429040000 |

Data modules


Moduplug data inserts

HDC MRJ45 GC




| | |
|----------------|--------------------------|
| Type | RJ45-RJ45 Female coupler |
| Slots required | 1 |
| Order No. | 2592030000 |

HDC MRJ45 ABP MI



| | |
|----------------|-------------------------------------|
| Type | EIA/TIA-568A, EIA/TIA-568B PROFINET |
| Slots required | 1 |
| Order No. | 2592210000 |

RJ45 MODUPLUG



Weidmüller – Your partner in Industrial Connectivity

As experienced experts we support our customers and partners around the world with products, solutions and services in the industrial environment of power, signal and data. We are at home in their industries and markets and know the technological challenges of tomorrow. We are therefore continuously developing innovative, sustainable and useful solutions for their individual needs. Together we set standards in Industrial Connectivity.

We cannot guarantee that there are no mistakes in the publications or software provided by us to the customer for the purpose of making orders. We try our best to quickly correct errors in our printed media.

All orders are based on our general terms of delivery, which can be reviewed on the websites of our group companies where you place your order. On demand we can also send the general terms of delivery to you.

Weidmüller Interface GmbH & Co. KG
Klingenbergstraße 26
32758 Detmold, Germany
Telefon +49 5231 14-0
Telefax +49 5231 14-292083
www.weidmueller.com

Personal support can
be found on our website:
www.weidmueller.com/contact